

What does
www.coolmath.com offer?

Math Dictionary

Math Games

Coloring Pages

Jigsaw Puzzles

Math Quizzes

Memory Games

Skill Builders

Why is math fun?

- You can learn math from playing games.
- Www.coolmath.com is free to use.
- You'll use math forever.
- There thousands of ways to learn math.
- It's EASY!!!


Lead Story Headline

www.coolmath.com is a great website for kids to use that it free and fun! It has games and different types of activities that kids can use to practice their math skills and they may not even know that what they are doing is educational. It is a website that does not require you to make a profile, give out your name, or to give out any personal information in order to use that website. It had a math dictionary that kids can use to help them with their homework. And

also a list of different subjects to make the website very easy to navigate for children.

Make learning fun for your students and for your children. Math does not need to be the stressful subject that it has been made out to be. Math can be fun, and it is most definitely useful.

So encourage your children to play on www.coolmath.com, and watch them learn to learn.



Can parents and teachers use www.coolmath.com?

ABSOLUTELY!

Www.coolmath.com is very user friendly for both parents and teachers!

- Www.coolmath.com offers lesson plan ideas for educators.

- There are dozens of coloring pages for your students to use, free of charge.
- Offers tips to stress relieving for your students and for your children.
- Lists way to make math easier for your students and children to understand



Inside Story Headline

This story can fit 150-200 words.

One benefit of using your newsletter as a promotional tool is that you can reuse content from other marketing materials, such as press releases, market studies, and reports.


While your main goal of distributing a newsletter might be to sell your product or service, the key to a successful newsletter is making it useful to your readers.

A great way to add useful content to your newsletter is to develop and write your own articles, or include a calendar of upcoming events or a special offer that promotes a new product.

You can also research articles or find “filler” articles by accessing the World Wide Web. You can write about a variety of topics but try to keep your articles short.

Much of the content you put in your newsletter can also

be used for your Web site. Microsoft Publisher offers a simple way to convert your newsletter to a Web publication. So, when you’re finished writing your newsletter, convert it to a Web site and post it.



Caption describing picture or graphic.

Inside Story Headline

This story can fit 100-150 words.

The subject matter that appears in newsletters is virtually endless. You can include stories that focus on current technologies or innovations in your field.

You may also want to note business or economic trends, or make predictions for your customers or clients.

If the newsletter is distrib-

uted internally, you might comment upon new procedures or improvements to the business. Sales figures or earnings will show how your business is growing.

Some newsletters include a column that is updated every issue, for instance, an advice column, a book review, a letter from the president, or an editorial. You can also profile new employees or top customers or vendors.

“To catch the reader's attention, place an interesting sentence or quote from the story here.”

Inside Story Headline

This story can fit 75-125 words.

Selecting pictures or graphics is an important part of adding content to your newsletter.

Think about your article and ask yourself if the picture supports or enhances the message you’re trying to convey. Avoid selecting images that appear to be out of con-

text.

Microsoft Publisher includes thousands of clip art images from which you can choose and import into your newsletter. There are also several tools you can use to draw shapes and symbols.

Once you have chosen an image, place it close to the article. Be sure to place the

caption of the image near the image.



Caption describing picture or graphic.

Inside Story Headline

This story can fit 150-200 words.

One benefit of using your newsletter as a promotional tool is that you can reuse content from other marketing materials, such as press releases, market studies, and reports.


While your main goal of distributing a newsletter might be to sell your product or service, the key to a successful newsletter is making it useful to your readers.

A great way to add useful content to your newsletter is to develop and write your own articles, or include a calendar of upcoming events or a special offer that promotes a new product.

You can also research articles or find “filler” articles by accessing the World Wide Web. You can write about a variety of topics but try to keep your articles short.

Much of the content you put in your newsletter can also

be used for your Web site. Microsoft Publisher offers a simple way to convert your newsletter to a Web publication. So, when you’re finished writing your newsletter, convert it to a Web site and post it.



Caption describing picture or graphic.

Inside Story Headline

This story can fit 100-150 words.

The subject matter that appears in newsletters is virtually endless. You can include stories that focus on current technologies or innovations in your field.

You may also want to note business or economic trends, or make predictions for your customers or clients.

If the newsletter is distrib-

uted internally, you might comment upon new procedures or improvements to the business. Sales figures or earnings will show how your business is growing.

Some newsletters include a column that is updated every issue, for instance, an advice column, a book review, a letter from the president, or an editorial. You can also profile new employees or top customers or vendors.

“To catch the reader's attention, place an interesting sentence or quote from the story here.”

Inside Story Headline

This story can fit 75-125 words.

Selecting pictures or graphics is an important part of adding content to your newsletter.


Think about your article and ask yourself if the picture supports or enhances the message you’re trying to convey. Avoid selecting images that appear to be out of con-

text.

Microsoft Publisher includes thousands of clip art images from which you can choose and import into your newsletter. There are also several tools you can use to draw shapes and symbols.

Once you have chosen an image, place it close to the article. Be sure to place the

caption of the image near the image.



Caption describing picture or graphic.

We are on the web!

example.com

Web 2.0

Primary Business Address

Your Address Line 2

Your Address Line 3

Your Address Line 4

Phone: 555-555-5555

Fax: 555-555-5555

E-mail: someone@example.com



Organization

Y o u r b u s i n e s s t a g l i n e h e r e .

This would be a good place to insert a short paragraph about your organization. It might include the purpose of the organization, its mission, founding date, and a brief history. You could also include a brief list of the types of products, services, or programs your organization offers, the geographic area covered (for example, western U.S. or European markets), and a profile of the types of customers or members served.

It would also be useful to include a contact name for readers who want more information about the organization.

Back Page Story Headline

This story can fit 175-225 words.

If your newsletter is folded and mailed, this story will appear on the back. So, it's a good idea to make it easy to read at a glance.

A question and answer session is a good way to quickly capture the attention of readers. You can either compile questions that you've received since the last edition or you can summarize some generic questions that are frequently asked about your organization.

A listing of names and titles of managers in your organiza-

tion is a good way to give your newsletter a personal touch. If your organization is small, you may want to list the names of all employees.

If you have any prices of standard products or services, you can include a listing of those here. You may want to refer your readers to any other forms of communication that you've created for your organization.

You can also use this space to remind readers to mark their calendars for a regular event, such as a breakfast meeting for vendors every third Tuesday of the month,

or a biannual charity auction.

If space is available, this is a good place to insert a clip art image or some other graphic.



Caption describing picture or graphic.